

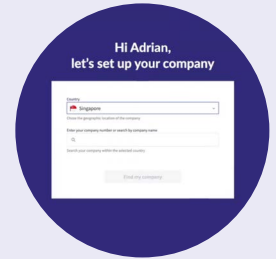
# 3 Steps

To register on Banqup using CorpPass verification




## 1 Create a Banqup account

Register your company details on [banqup.sg](https://banqup.sg)  
Make sure to login with SingPass while you create your account




## 2 Verify your account

Verify your account via CorpPass and receive an InvoiceNow registration. This verification has to be completed by the CorpPass Admin. Therefore, forward the mail / link to the CorpPass admin of the company.



## 3 Registration is complete!

Once the authorisation is complete, you will be directed to a "Successful Registration" page. A confirmation email will be sent to your business representative.



### Why do I have to do the CorpPass verification on Banqup?

IMDA requires all companies to go through the CorpPass KYC process to be able to transact on the InvoiceNow network.

### Why is my account registration unsuccessful?

- You exceeded the 28 days evaluation period. Please register again.
- You already had a Peppol / InvoiceNow ID via another provider.
- Please contact your current provider to release your Peppol / InvoiceNow ID.

For further information please contact [help@banqup.sg](mailto:help@banqup.sg).